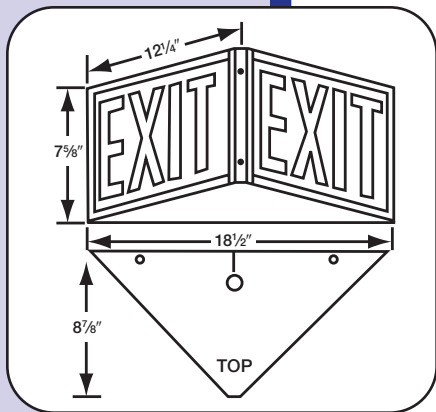




TRX





**Options**  
Add Suffix to Catalog Number

- 277 277VAC Input
- 2CKT (2) Independent AC Circuits




**Accessories**  
Order Separately

- P12** 12" Pendant Kit, White\*
  - P12B** 12" Pendant Kit, Black\*
- \*Pendant Kits from 12" to 84" Available

**Series Features**

- 
  - Choice of Light Source
    - Incandescent 2,000 Hours
    - Fluorescent 10,000 Hours
    - LED (Indirect View) 25+ Years
  - LED Models have Double LED Strips for Increased Illumination
- 
  - Triangular Shape
  - Two- or Three-Face Signs Available
  - 20-Gauge Steel Housing
  - White Powder-Coat Finish
  - Back Mount (Two-Face Signs)
  - Ceiling or Pendant Mount (Three-Face Signs)
  - Directional Chevron Snapouts
  - Meets or Exceeds UL 924

**Additional Emergency Unit Features**

- 
  - Integrated Solid State System
  - Constant Current, Automatic Charger Circuit
  - Low-Voltage Battery Cutoff
  - Brownout Sensitivity
  - AC Lockout (Line Latching)
- 
  - Sealed Lead Calcium Battery  
5-Year Warranty OR
  - Sealed Nickel Cadmium Battery  
10-Year Warranty
  - Maintenance-Free
- 
  - Test Switch
  - Red (Power On & Charge) LED Indicator

**Unit Information**

Series	Light Source	Standard Voltage	Max. Input Watts (120VAC)	Max. Input Watts (277VAC)	Replacement Battery
<b>AC Only</b>					
TRXF	Incandescent	120V*	24W	30W	N/A
TRXP	Fluorescent	120V*	20W	30W	N/A
TRXL	LED (Indirect)	120/277V	3.5W	3.5W	N/A
<b>Emergency</b>					
ETRXF	Incandescent	120V*	26W	26W	S65
ETRXP	Fluorescent	120V*	25W	25W	S65
ETRXL	LED (Indirect)	120/277V	3.5W	3.5W	N71

\*For 277VAC – See Options

**Ordering Information**

ETRXL	2	R	W	W	-2CKT
Series	# Faces	Letter Color	Stencil Color	Housing Color	Options
TRXF-AC/INC.	2	R ed	W hite	W hite	Factory Options
TRXP-AC/FL	3	G reen	B lack	B lack	
TRXL-AC/LED					
ETRX-EM/INC.					
ETRXP-EM/FL					
ETRXL-EM/LED					